

Instant Pot® IP-LUX60/50 Quick Reference Guide

PLEASE READ THE USER MANUAL BEFORE USE

Display Descriptions



Cooker is Not in Cooking Mode



Pressure Cooking Time



Warning: Need to Close or Open Lid to Continue



Delay Timer Selection & Display



Preheating in Progress




Keep Warm & Time In "Hour:Minute"



Sauté Temperature Reached



Slow Cook Time & Display



"Adjust" Selection Indicator

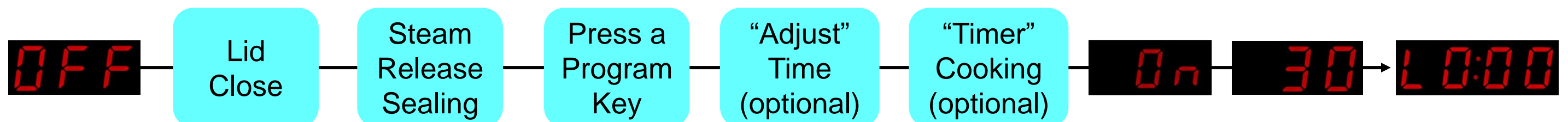


Cancel a Program At Any Time

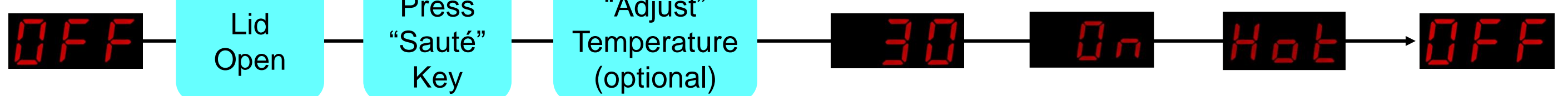
Cooking Process Flow Descriptions

Soup, Poultry, Meat/Stew, Rice, Multigrain, Porridge, Steam, Manual

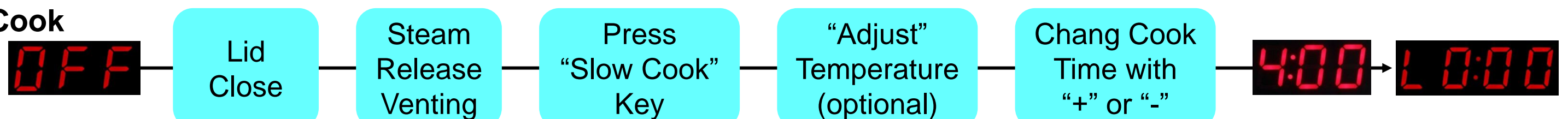
Note: Programs automatically start 10 seconds after selection.



Sauté



Slow Cook



使用前，请阅读说明书


显示详解



高压锅不在工作状态



高压煮食时间



警告：需要关闭或打开盖再继续操作



预约定时延迟时间选择及显示



预热进行中




保温状态及时间
“小时:分钟”



达到开盖炒温度



慢炖时间显示



“Adjust”
调整选择指示

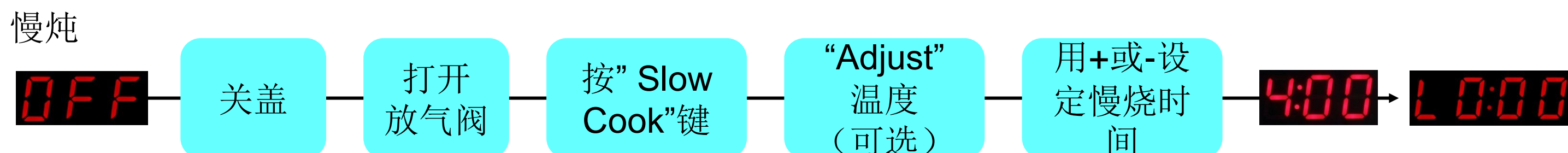
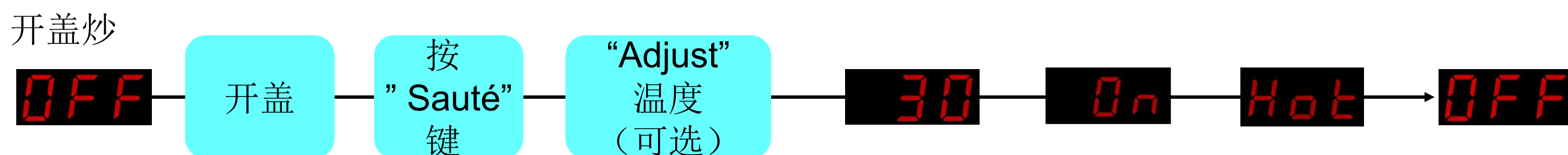
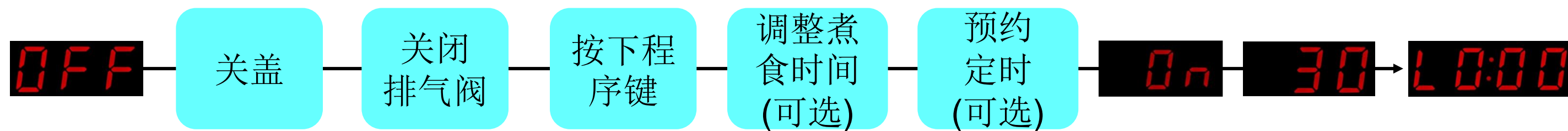


在任何时候，按此
取消程序

煮食过程详解

汤，家禽，肉类/炖，
米饭，杂粮米，粥，
蒸，自选

注：程序10秒后自动启动。



Instant Pot® Guide de Référence Rapide IP-LUX60/50

VEUILLEZ LIRE LE MANUEL DE L'USAGER AVANT UTILISATION

Descriptions de l'affichage



Autocuiseur n'est pas
En mode cuisson



Temps de la cuisson
Sous pression



Avertissement:
Vous devez Fermer ou
Ouvrir le couvercle pour
continuer



Sélection du retardateur
& Affichage



Préchauffage en
cours




Gardez au chaud &
Heure. "Heure:Minute"



Température du Sauté
atteinte



Temps de cuisson lente
& Affichage



"Adjust" l'indicateur
De Sélection

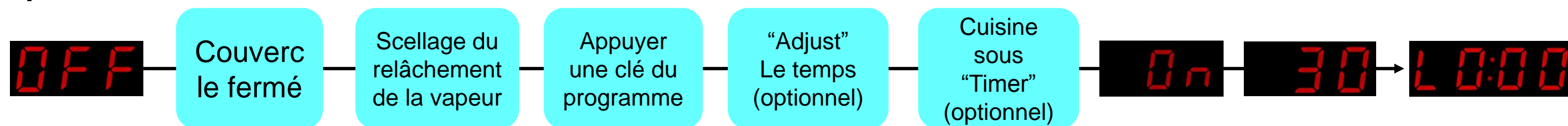


Annuler un programme
À tout moment

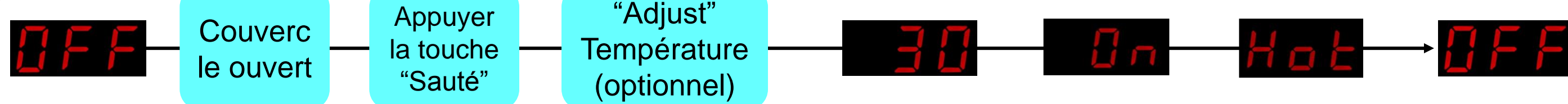
Descriptions du Flux du Processus de Cuisson

Soupe, Volaille,
Viande/Ragoût,
Riz, Multigrains, gruau,
Vapeur, Manuel

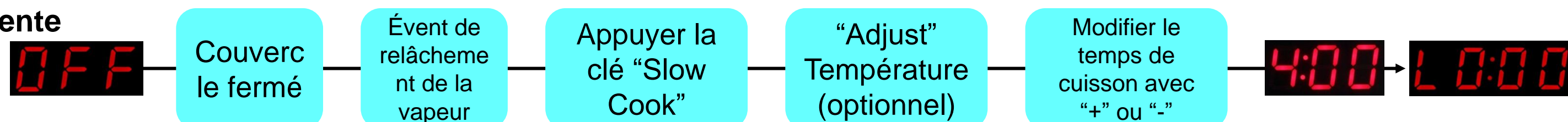
Remarque : Les programmes démarrer automatiquement 10 secondes après la sélection.



Sauté



Cuisson
lente



Instant Pot® IP-LUX60/50 Guia de Referencia Rapida

POR FAVOR LEER EL MANUAL DEL USUARIO PARA LUEGO UTILIZARLO


Descripciones de la Pantalla



Cocina no esta en modo de cocina.



Presionar el Tiempo de coccion.



Advertencia: Necesita cerrar o abrir La tapa para continuar.



Temporizador selección y visualización



Pre calentamiento en Progreso




Mantener caliente y Tiempo



Temperatura para sofreír alcanzada.



Cocinar lentamente Tiempo y visualización



Ajustar el indicador. De la selección

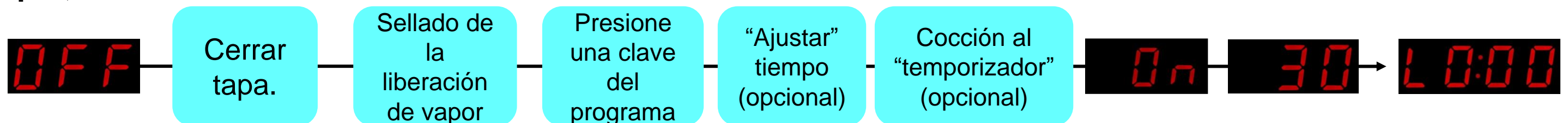


Cancelar un programa En cualquier momento

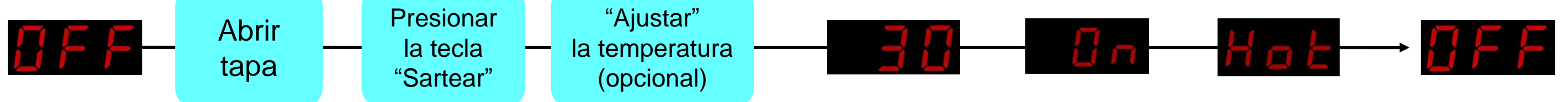
Descripciones del Flujo de Proceso de Coccion

Sopa, pollo, carne/guiso, arroz, multigrano, sopa de arroz, vapor, manual

Note: los Programas automáticamente comienzan 10 segundos después de la selección.



Sartear



Cocinar Lentamente.

